

# ISSMA Solo/Ensemble Schedule

<b><u>Name</u></b>	<b><u>Event</u></b>	<b><u>Performance Time</u></b>	<b><u>Warmup Room</u></b>	<b><u>Performance Room</u></b>	<b><u>Result</u></b>
HS Flute Trio	Flute Trio	8:48 AM	330	203	
JH Woodwind Choir	Woodwind Choir	9:10 AM	330	Multi-Purpose	
HS Sax Quartet	Sax Quartet	9:12 AM	330	217	
Breanna Kennedy	Trumpet Solo	9:30 AM	314	149	
John Morgan	Trumpet Solo	9:45 AM	314	151	
Kylie Hathaway	Flute Solo	9:48 AM	330	203	
Percussion Ensemble	Percussion Ens.	10:00 AM	Alumni Gym	Large Auditorium	
Wyatt Clark	Tuba Solo	10:29 AM	314	221	
Jaycie Thomas	Trumpet Solo	10:34 AM	314	149	
Austin Kreps	French Horn Solo	10:36 AM	314	130	
Tyra Neer	Flute Solo	10:40 AM	330	203	
Gabi Griffith	Trumpet Solo	10:45 AM	314	151	
Maggie Clark	Tenor Sax Solo	10:52 AM	330	240	
Chaselynn Neer	Alto Sax Solo	10:54 AM	330	Multi-Purpose	
Ella Rose	Trumpet Solo	10:56 AM	314	151	
Meghan Leppek	Alto Sax Solo	11:22 AM	330	217	
Bailey Wright	Trumpet Solo	11:22 AM	314	149	
Juan Nino	Alto Sax Solo	11:24 AM	330	Multi-Purpose	
Alayna Kreps	Trumpet Solo	1:02 PM	314	151	
Jackson Hollenbaugh	Trombone Solo	1:12 PM	314	152	
JH Brass Choir	Brass Choir	1:21 PM	314	130	
Amy Brown	Flute Solo	1:28 PM	330	232	
Bailey Wright	Flugelhorn Solo	1:28 PM	314	149	
HS Brass Choir	Brass Choir	1:45 PM	314	130	
Holly Esterline	Flute Solo	1:58 PM	330	232	
Luke Rhoades	Alto Sax Solo	2:04 PM	330	217	
Jose Nino	Alto Sax Solo	2:18 PM	330	Multi-Purpose	
Madison Eloph	Marimba Solo	2:21 PM	Alumni Gym	Large Auditorium	

### Arrival

1. Please plan to arrive at least one hour prior to your scheduled performance time.
2. There is no need to find Mr. VanPatten at Carroll. I will try to be at as many performances as I am able but as you can see there are some that overlap and I may not be able to do that.
3. When you arrive please go to your performance room there will be a volunteer at the door. Let them know who you are and that you have arrived.

### Before Your Performance

1. Go to your warmup room and get a good warmup in. These rooms are large and will have many other people warming up at the same time, so don't worry about that.
2. You can leave your case in the warmup room or take it with you, just try not to carry too many things at once.
3. If you are ready before your scheduled performance time, and the volunteer at the door is ready for you, you can ask to go early. Otherwise they will ask you to come into your performance room and wait for your scheduled performance time. ***If you are an audience member for another performance, please be polite and respectful as you are representing Whitko!***

### During Your Performance

1. Hand your judges' copy to the volunteer or the judge (some rooms do it differently).
2. When it's time for your performance be sure to introduce yourself: "Hi, my name is \_\_\_\_\_ and I'm from Whitko High/Junior High School. Today I will be performing \_\_\_\_\_ (title of your piece) by \_\_\_\_\_ (name of composer) \_\_\_\_\_" Adjust this accordingly for ensembles.

### After Your Performance

1. After your performance is done take all of your things out of the performance room. Go back to the warmup room and put your instrument away if you left your case there.
2. Go back to the performance room and wait for your result. The volunteer will mark your result down on the schedule outside of the room and then give your music back to you.
3. Be sure to get your "Medal Claim Card". This is a card that says what medal you received. Take it to the commons and hand it in to get your medal. If you are in an ensemble be sure to go together.
4. You are free to go after you have picked up your medal.

### Important Items to Remember for the Day

1. Remember to conduct yourselves professionally at all times. You are representing Whitko!
2. Dress nicely for this performance. One of the indicators on your scoresheet is "Appearance Relating To Performance". If in doubt, wear what you would wear for a concert at school.
3. Be early for each step of your performance. It's better to be early than late!!
4. If you have any questions you can ask the door volunteers or any other Carroll volunteer and they will be glad to help you.
5. You are more than welcome to attend any performance of any Whitko student, this is why you have our full schedule for the day. Just remember to be good, respectful audience members for any performance you attend.
6. **Group 1 Entries** - If you earn a gold rating you will be eligible to enter for State Solo/Ensemble on Saturday February 29th
  - a. I will check with you prior to solo/ensemble to make sure you are available to perform on this day. The assumption when you enter Group 1 is that you will be performing at State.
  - b. I will pay for all state entries with a booster check at solo/ensemble that day. You will be responsible for reimbursing the booster account by the end of the upcoming week.
  - c. State entry fees are the same as district entry fees: \$15 for solos, \$7/person for ensembles.

To: All ISSMA Solo and Ensemble Parents  
From: Doug Hassell & Phil Frazier, Carroll High School, ISSMA Co-Hosts  
Re: Details concerning upcoming Winds/Percussion/Strings Solo and Ensemble Performances

Dear Solo and Ensemble Parent:

We are pleased that you and your child will be with us on February 1, 2020 and want you to know that we will be doing everything possible to make your performance experience as positive as possible.

As a means of better communication, we are providing this "Parent Information Letter" to inform you of some important details to assist you in the quality of your experience on the performance day.

Our school is located at **3701 Carroll Road, Fort Wayne, IN 46818**

We are on Eastern Daylights Savings Time.

*If coming from the south:*

Take Lima Road (Hwy 3) north off I-69 for 4 miles. Turn left (west) on Carroll Road. The school is one mile away and on the left. You will want to turn onto Bethel Road in order to park.

*If coming from the north:* Take Lima Road (Hwy 3) south from Hometown for 4 miles. Turn right (west) on Carroll Road. The school is one mile away and on the left. You will want to turn onto Bethel Road in order to park.

You will find that the best location to park will be the south event lot of Carroll High School. This entrance is just off Bethel Road. You will want to enter at the intersection of Kaylin Dr. and Bethel Rd. There will be a stoplight at this intersection.

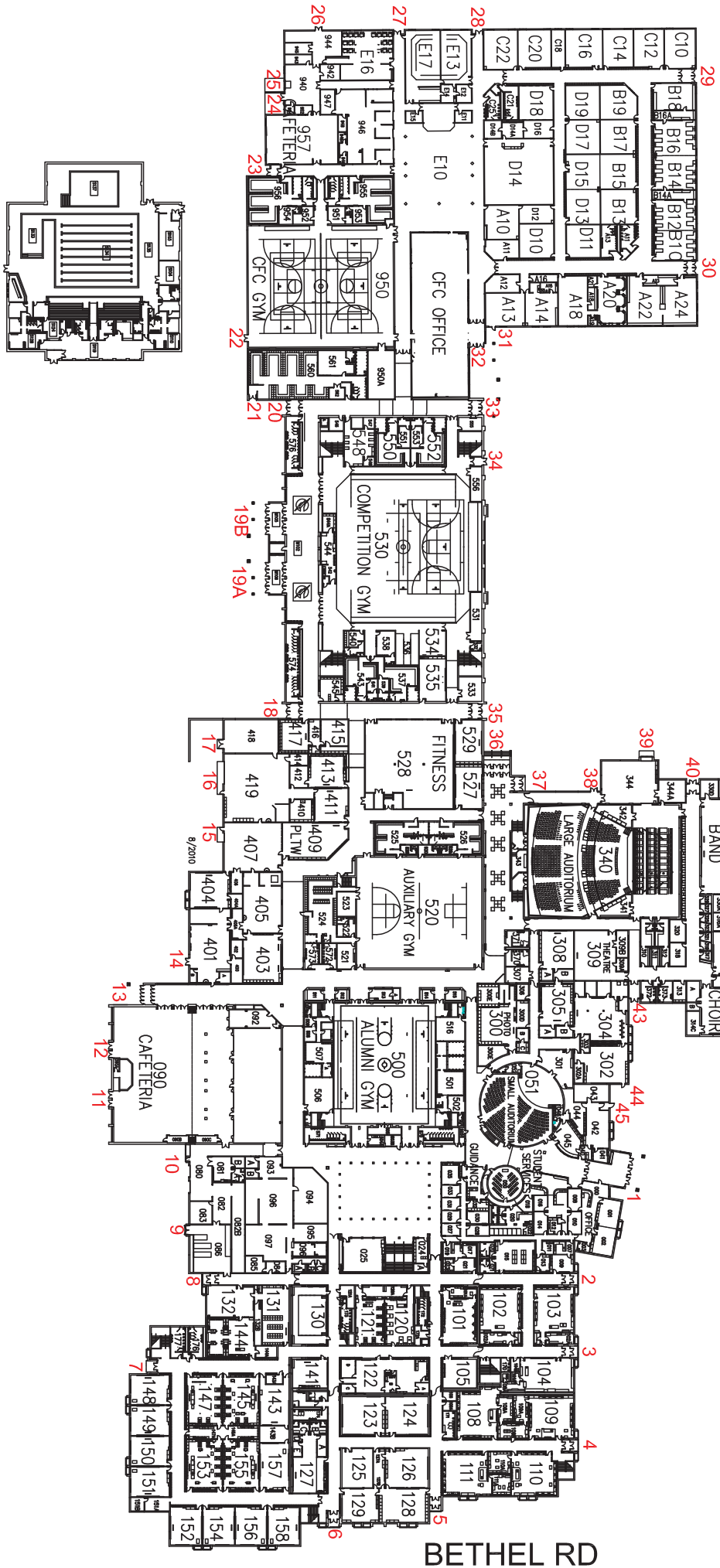
Percussion equipment must enter at the loading dock near Door 10. Equipment trailers should enter at the loading dock entrance located off Bethel Road. This entrance is the first available entrance just south of the intersection of Carroll and Bethel Roads. All vehicles must be moved to the main south lot after unloading and must return to reload.

We would like to remind you of these very important points:

- 1) It is important to plan to arrive at least 30 minutes prior to your child's scheduled performance time.
- 2) Solo and Ensemble performance schedules are affected by many variables that might mean that your child will not perform at the exact time as scheduled. Please be patient.
- 3) It is very important that you do not interrupt a performance once it has begun. There will be "Door Keepers" that will assist the performance room in avoiding interruptions. Please be respectful of these volunteer workers.
- 4) Your child should provide music to the adjudicator that has all of the performance measures numbered. If your child is performing in an ensemble/group, a group leader should be responsible for this activity.
- 5) Please remember to turn off all cell phones and pagers prior to entering the performance area.
- 6) It is important that the warm-up rooms and hall areas be kept as quiet and accessible as possible. Please assist us in keeping the "noise" level to a minimum, especially outside of performance rooms.
- 7) There will be food available for you and your child at the performance site. Please be sure to keep all food and drink in the designated area and out of the warm-up and performance rooms.
- 8) After your child has performed, they should retrieve the music that was used by the adjudicator and a voucher card indicating the rating received, from the Doorkeeper of the performance room. The voucher card should be presented to a "Medal Table" at the performance site the day of performance to receive the appropriate award for performance.
- 9) The Adjudicator Sheet will only be made available to your Music Director or designated replacement at the end of the performance day.
- 10) If your child receives a Gold Rating on a Group I level event and desires to perform at the State Level, they must inform and pay their director prior to leaving the performance facility. The School's Music Teacher or the Officially Designated Replacement must make all State Solo and Ensemble Entries on the District Performance Day.

If you should have any further questions, please contact your child's school music teacher for clarification.

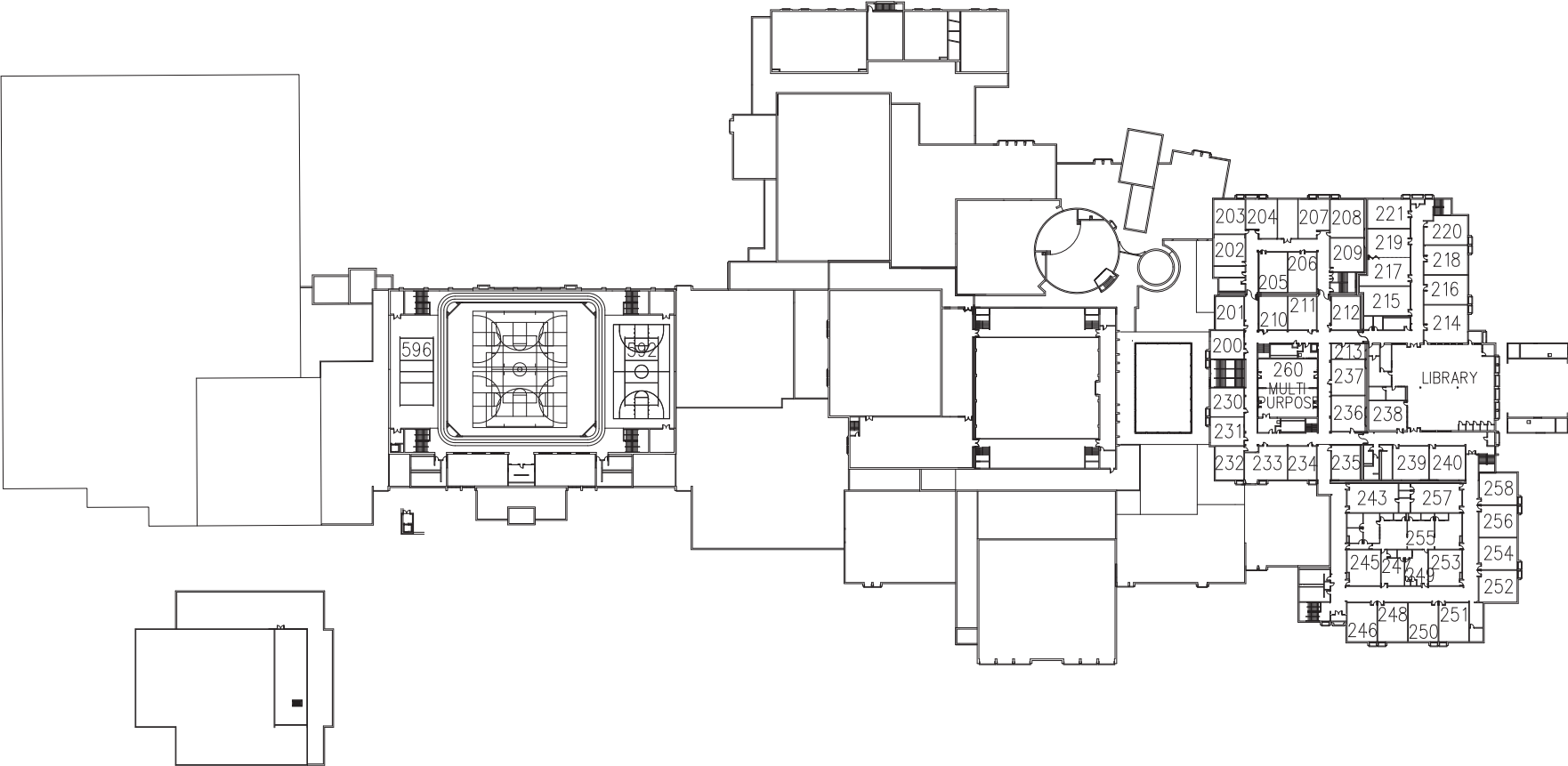
CARROLL RD



BETHEL RD

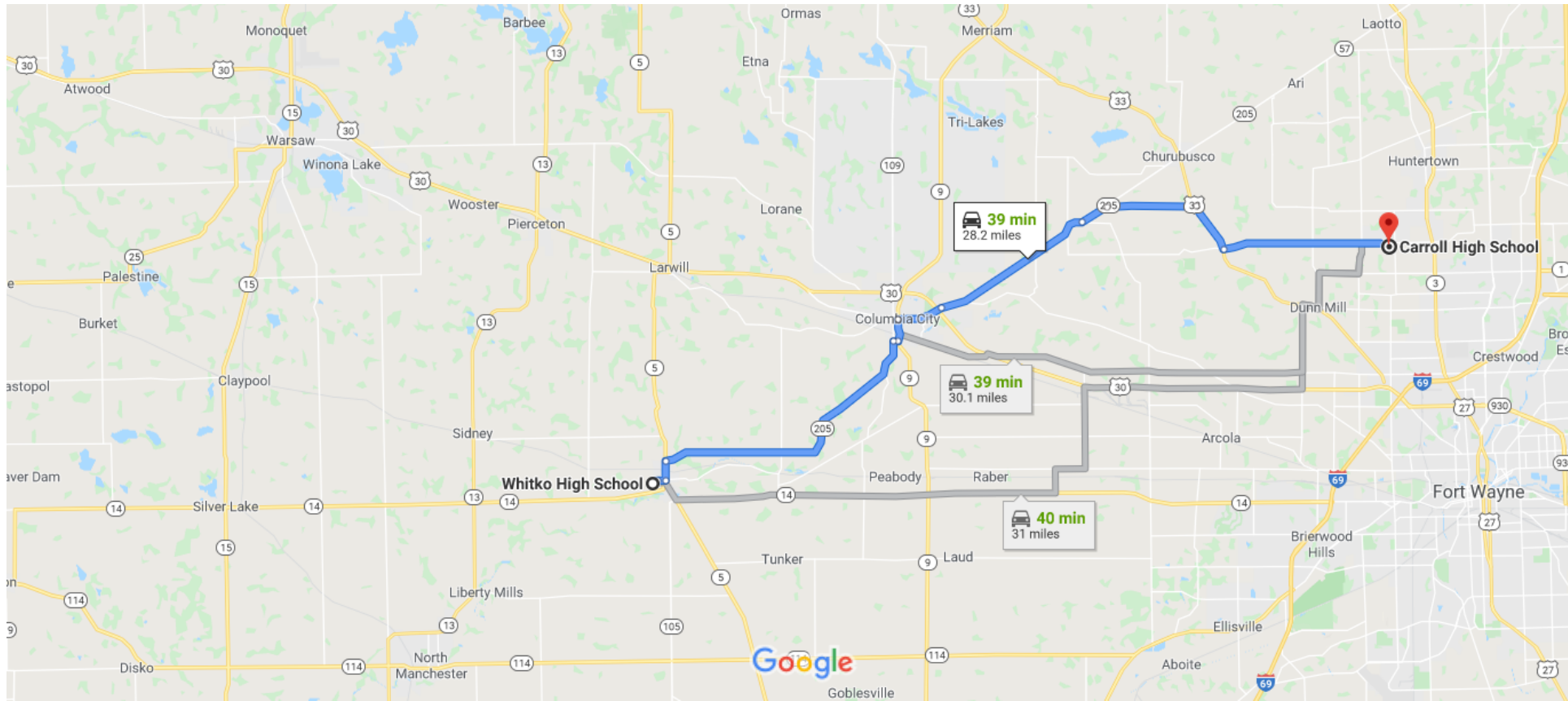
Carroll Rd

Bethel Rd



Google Maps Whitko High School to Carroll High School

Drive 28.2 miles, 39 min



Map data ©2020 2 mi

Whitko High School

1 Big Blue Ave, South Whitley, IN 46787


Take W Mulberry St to S State St

- 2 min (0.4 mi)
  - ↑ 1. Head north toward Big Blue Ave
- 0.2 mi
  - ↑ 2. Continue onto W Mulberry St
- 0.3 mi



### Take IN-205 N to E 300 N/County Rd 300 N in Smith Township

---


25 min (18.4 mi)

-  3. Turn left onto S State St  



---

0.6 mi
-  4. Turn right onto IN-205 N/Carrol Rd  
 Continue to follow IN-205 N  


---

9.3 mi
-  5. Turn right onto Radio Rd  



---

0.1 mi
-  6. Turn left onto S Main St/River St  
 Continue to follow S Main St  


---

0.7 mi
-  7. Turn right onto E Van Buren St  

---

1.4 mi
-  8. Continue onto IN-205 N/Old Trail Rd  
 Continue to follow IN-205 N  

---

5.3 mi
-  9. Slight left to stay on IN-205 N  


---

0.9 mi



### Follow County Rd 300 N to US-33 S

---

4 min (2.8 mi)

-  10. Turn right onto E 300 N/County Rd 300 N  

---

118 ft
-  11. Turn left to stay on E 300 N/County Rd 300 N  
 Continue to follow County Rd 300 N  


---

2.8 mi

### Drive to Carroll Rd in Huntertown

---

9 min (6.5 mi)

-  12. Turn right onto US-33 S  

---

1.6 mi

↩ 13. Turn left onto Carroll Rd

4.9 mi

## Carroll High School

3701 Carroll Rd, Fort Wayne, IN 46818

These directions are for planning purposes only. You may find that construction projects, traffic, weather, or other events may cause conditions to differ from the map results, and you should plan your route accordingly. You must obey all signs or notices regarding your route.